

how can we help you?

Brought to you by **FNB Business**

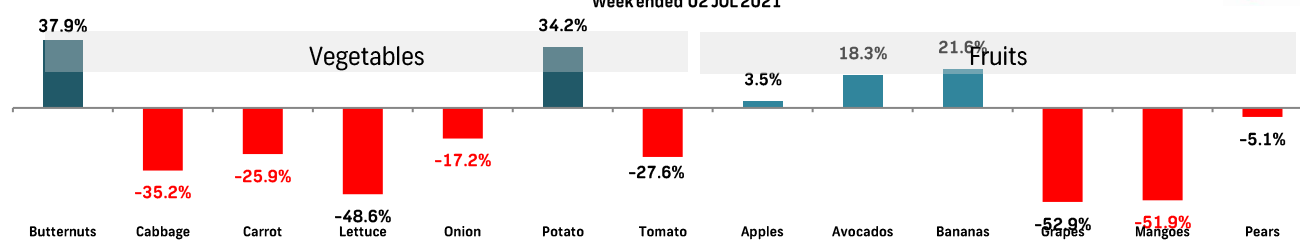


Paul Makube | Tumi Kgasago | Vhutshilo Mabela | 08 JUL 2021

Weekly update – Fruit and Vegetable Markets

- Latest developments not the international market is Chile has reportedly experienced severe frost conditions that are likely to impact negatively on citrus output. However, it was not widespread as some areas have some form of protection and further that it is still early days and assessments of the damage is yet to be fully conducted.
- On a positive note, Chile's clementine exports for 2021 have been forecast up 7% year-on-year (y/y) at 55,000 tons with good harvest weather aiding operations. The country's overall citrus exports are normally destined for the US which accounts for the bulk of the shipments with a share of 85% followed by the Far East at 9% and Europe at 3%. while smaller quantities go Canada, the Middle East, and Latin America.
- On the domestic market, this week so far saw downward pressure on vegetable commodities with butternuts posting the biggest decrease of 8% week-on-week (w/w) during the first four days of the week at R3.82/kg which is still way below last week's full week average of R4.09/kg. Onions followed closely with a decrease of 6.4% w/w so far at R3.94/kg which is almost 4% below last week's full week average of R4.08/kg. Potatoes, cabbages, and tomatoes have so far dropped by 3.7%, 3.7%, and 1.1% relative to last week.
- However, some vegetable commodities have been a bit firmer on good uptake across markets. Lettuce prices this week (Mon-Thu) so far averaged R7.35/kg, lifting 3% w/w but still 10% lower than the full week average for last week as reflected in Table 1. Carrots prices lifted 1.2% w/w and were 8% higher than last week full week average at R3.41/kg.
- The trend is however different in the fruit market with most commodities posting strong gains so far led by mangoes with weekly gains of 14.8% at R25.15/kg which is almost 19% higher relative to last week's full week average of R21.22/kg. They were followed by grapes, avocados, and bananas with increases of 10.5%, 9.8%, 8.5% respectively w/w R30.24/kg, R17.10/kg, and R8.01/kg. Our analysis of prices relative to last year shows declines across most commodities which is positive for fruit and vegetable inflation outcomes, see figure A.

Figure A: Weekly fruit and vegetable price changes (y/y)
Week ended 02 JUL 2021

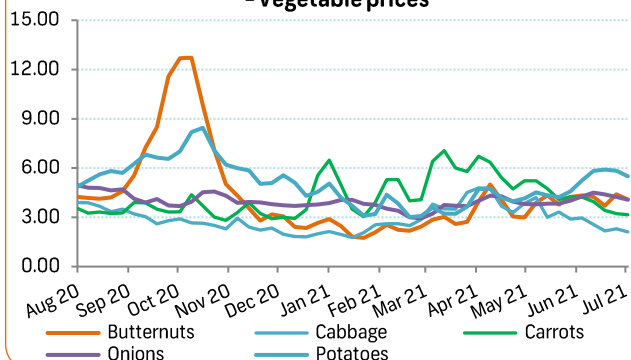
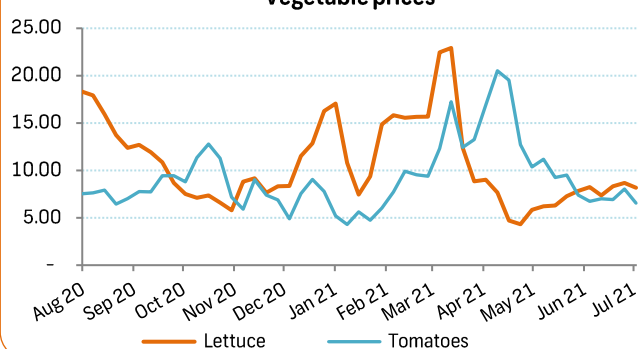


Source: Own calculations from FNB AgriComms.

Table 1: Vegetable prices – South Africa's Major Fresh Produce Markets – (Average Pretoria, Bloemfontein, Johannesburg, Cape Town, and Durban)

Week ending 02 JUL 2021	Average Price (R/Kg)	Price change w/w	Price change y/y	Total Volume (t)	Volume change w/w	Volume Change y/y
Butternuts	4.09	-7.3%	37.9%	1653	42.3%	-17.1%
Cabbage	2.12	-7.9%	-35.2%	1 927	8.1%	14.0%
Carrot	3.16	-2.1%	-25.9%	2 423	8.5%	5.3%
Lettuce	8.17	-5.8%	-48.6%	269	4.0%	25.9%
Onion	4.08	-3.8%	-17.2%	7 117	15.1%	-5.9%
Potato	5.49	-6.0%	34.2%	7 861	22.4%	-50.3%
Tomato	6.55	-18.4%	-27.6%	4 628	27.9%	17.3%

Source: FNB AgriComms

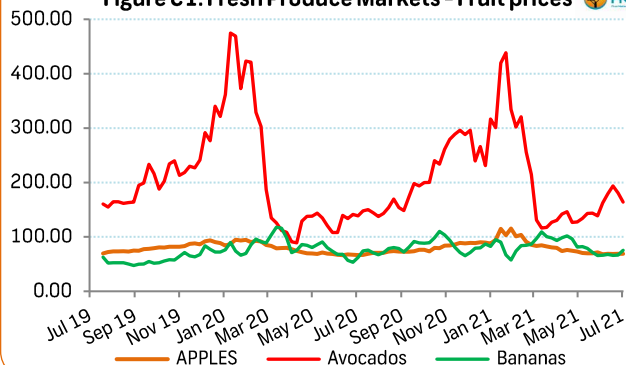
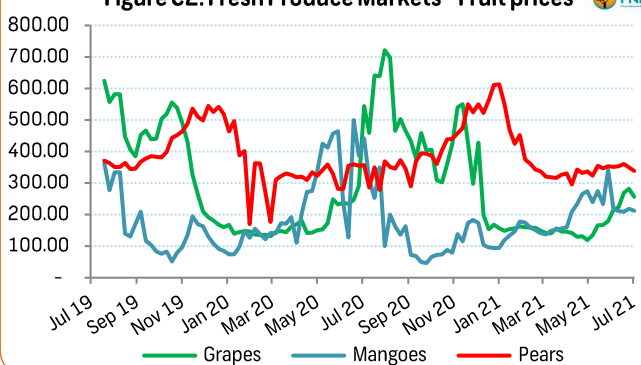
Figure B1: Fresh Produce Markets – Vegetable prices**Figure B2: Fresh Produce Markets – Vegetable prices**

Source: FNB AgriComms

Table 2: Fruit prices – South Africa's Major Fresh Produce Markets – (Average Pretoria, Bloemfontein, Johannesburg, Cape Town, and Durban)

Week ending 02 JUL 2021	Average Price (R/Kg)	Price change w/w	Price change y/y	Total Volume (t)	Volume change w/w	Volume Change y/y
Apples	6.89	0.0%	3.5%	2 069	7.6%	-7.8%
Avocados	16.40	-9.3%	18.3%	305	10.6%	-26.7%
Bananas	7.55	13.3%	21.6%	2 852	0.8%	-3.4%
Grapes	25.65	-9.0%	-52.9%	94	-10.6%	101.0%
Mangoes	21.22	-2.8%	-51.9%	1	-40.4%	102.1%
Pears	33.89	-3.1%	-5.1%	650	-1.1%	-3.4%

Source: FNB AgriComms

Figure C1: Fresh Produce Markets – Fruit prices**Figure C2: Fresh Produce Markets – Fruit prices**

Source: FNB AgriComms

Vegetable trends on 5 Major Fresh Produce Markets in SA (Figures 1a to 1e)

(Average 5 major markets – Pretoria, Bloemfontein, Johannesburg, Cape Town, and Durban)

*Note: The last six data points are preliminary for all vegetable prices and quantity graphs.

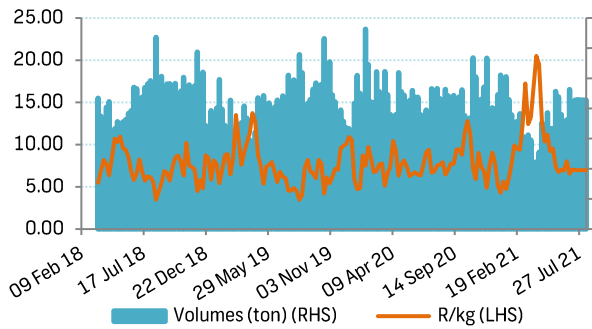
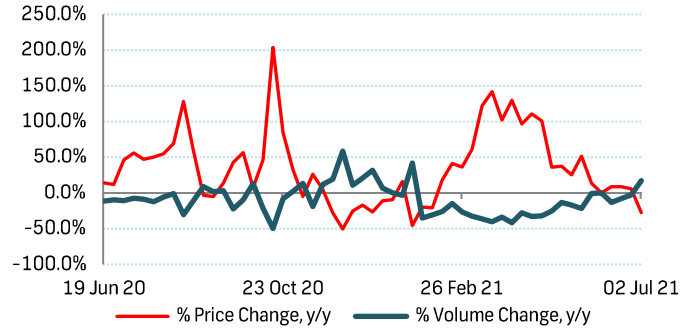
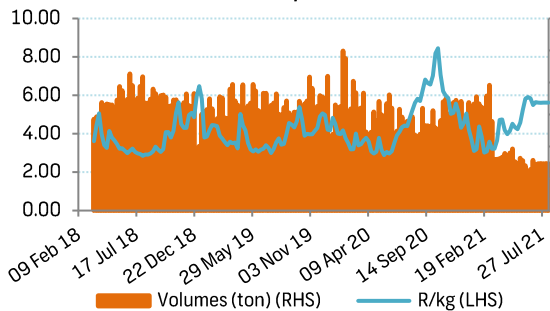
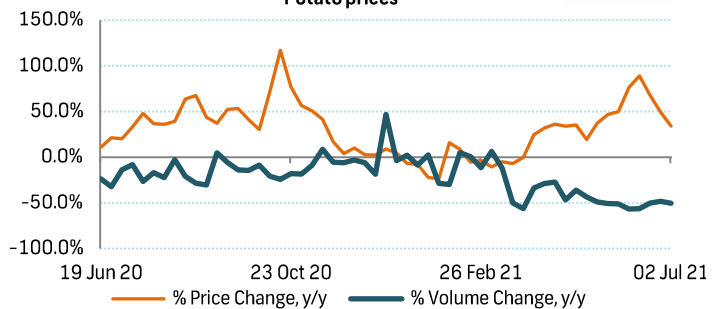
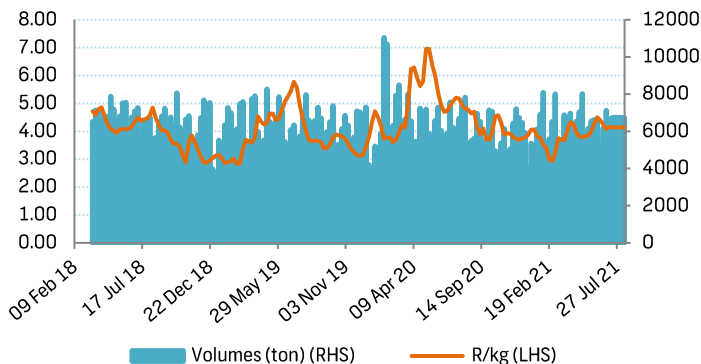
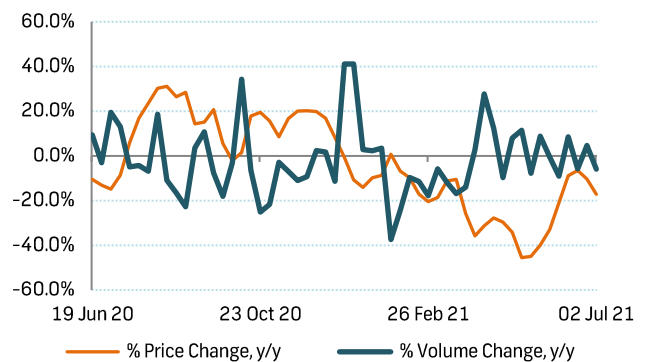
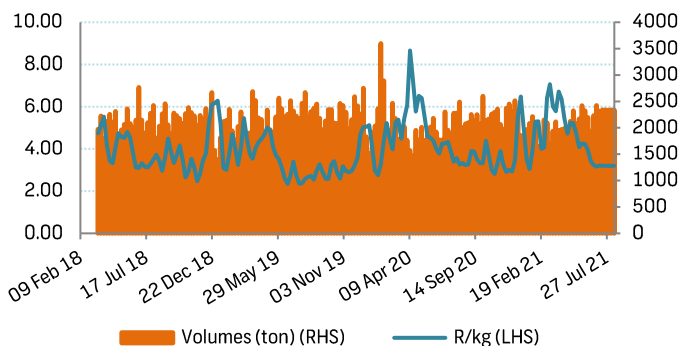
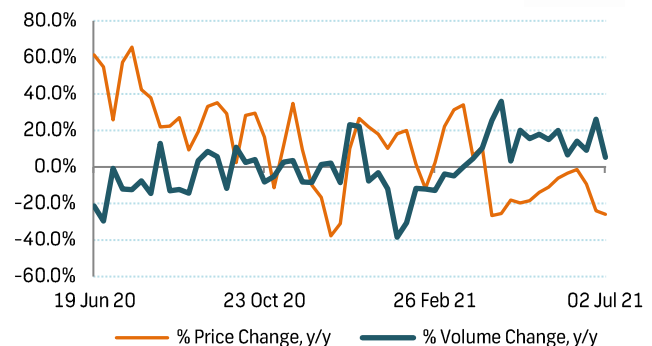
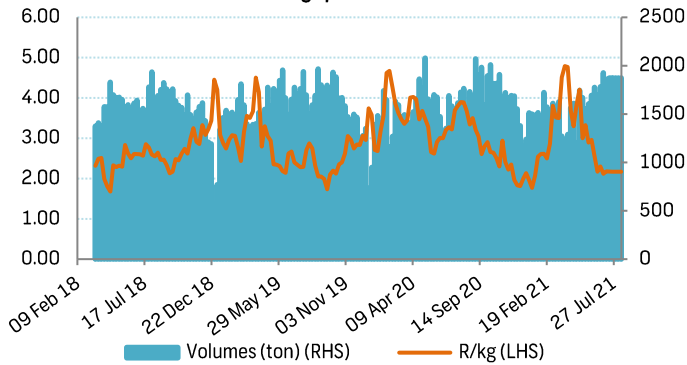
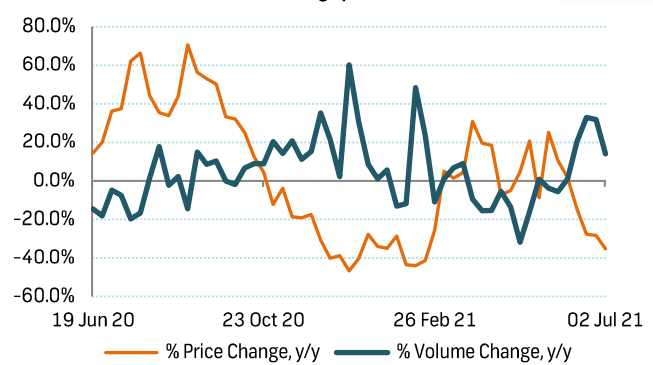
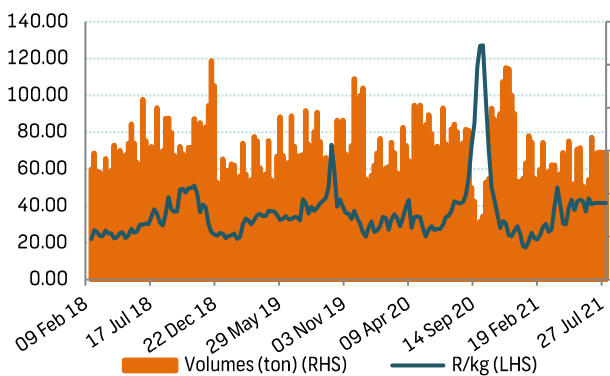
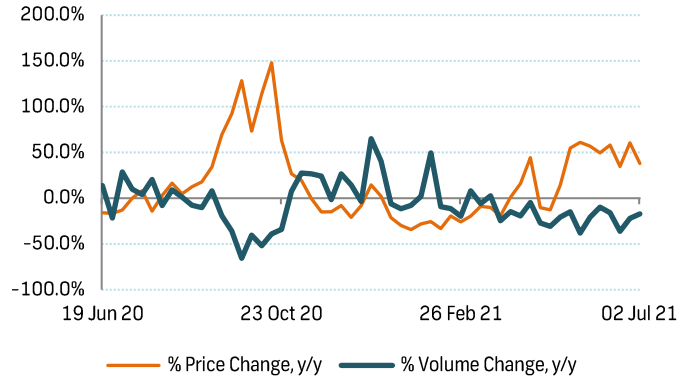
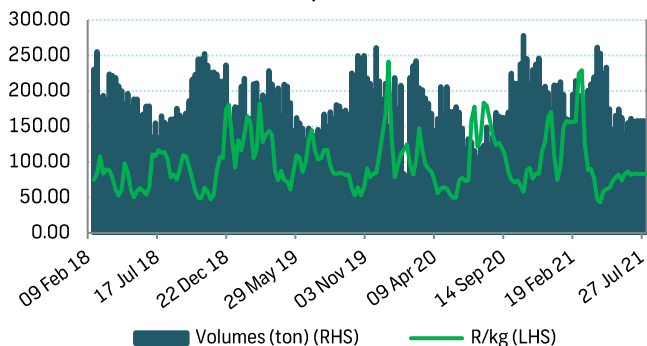
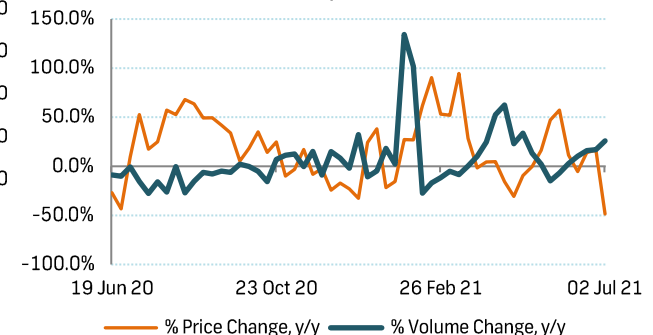
Figure 1a: Fresh Produce Markets
- Tomato pricesFigure 1aa: Fresh Produce Markets
- Tomato pricesFigure 1b: Fresh Produce Markets
- Potato pricesFigure 1ba: Fresh Produce Markets
- Potato pricesFigure 1c: Fresh Produce Markets
- Onion pricesFigure 1ca: Fresh Produce Markets
- Onion pricesFigure 1d: Fresh Produce Markets
- Carrot pricesFigure 1da: Fresh Produce Markets
- Carrots prices

Figure 1ea: Fresh Produce Markets
- Cabbage pricesFigure 1eb: Fresh Produce Markets
- Cabbage pricesFigure 1fa: Fresh Produce Markets
- Butternut pricesFigure 1fb: Fresh Produce Markets
- Butternut pricesFigure 1g: Fresh Produce Markets
- Lettuce pricesFigure 1ga: Fresh Produce Markets
- Lettuce prices

Source: FNB AgriComms;

Fruit trends on Major Fresh Produce Markets in SA (figures 2a to 2f)

(Average 5 major markets – Pretoria, Bloemfontein, Johannesburg, Cape Town, and Durban)

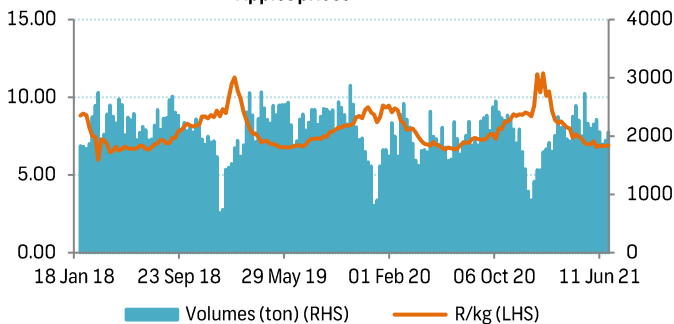
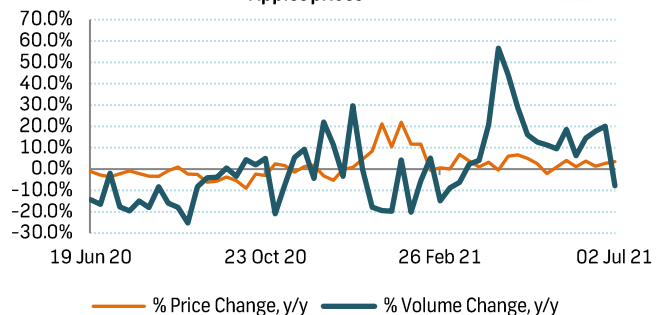
Figure 2a: Fresh Produce Markets
- Apples pricesFigure 2aa: Fresh Produce Markets
- Apples prices

Figure 2b: Fresh Produce Markets
- Avocado prices

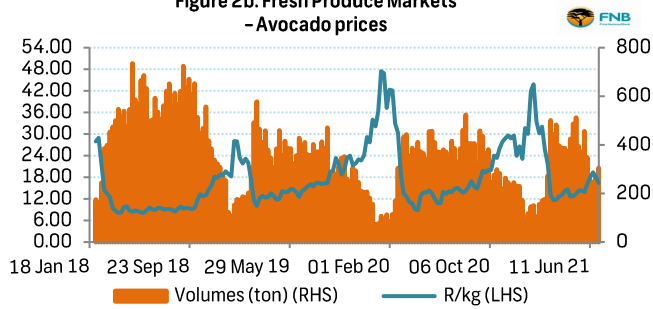


Figure 2ba: Fresh Produce Markets
- Avocado prices

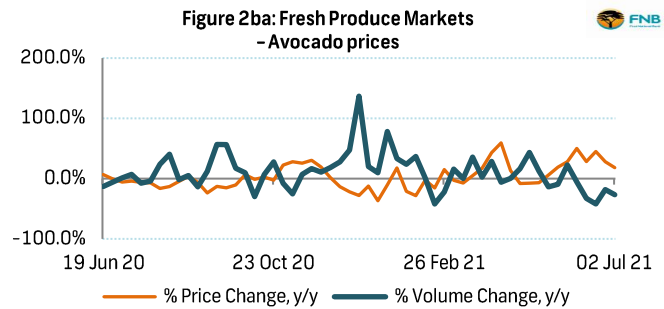


Figure 2c: Fresh Produce Markets
- Banana prices

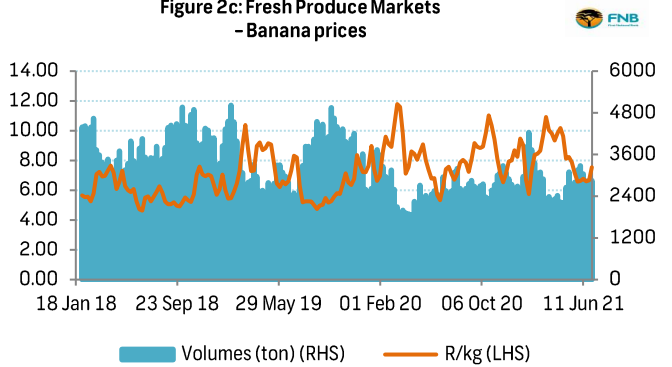


Figure 2ca: Fresh Produce Markets
- Banana prices

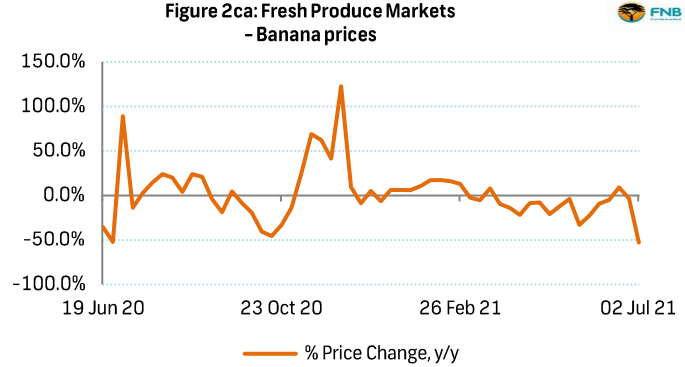


Figure 2d: Fresh Produce Markets
- Mango prices

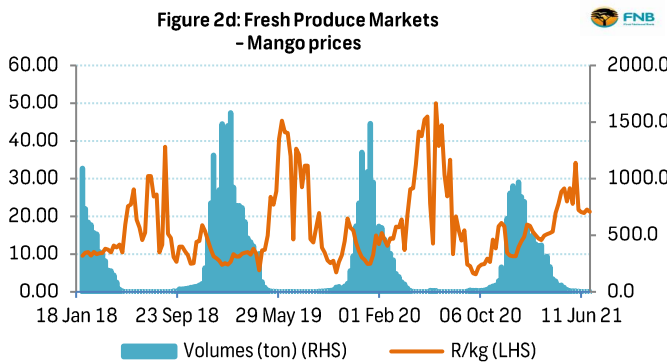


Figure 2da: Fresh Produce Markets
- Mango prices

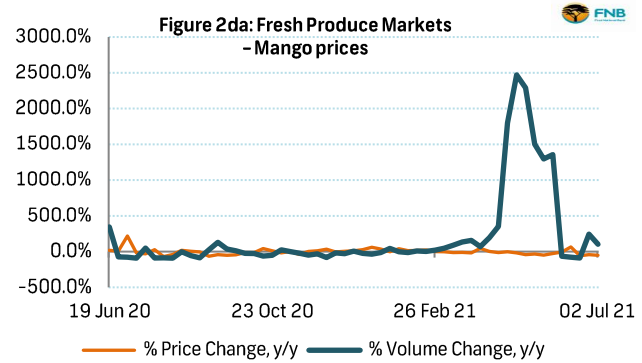


Figure 2e: Fresh Produce Markets
- Pear prices

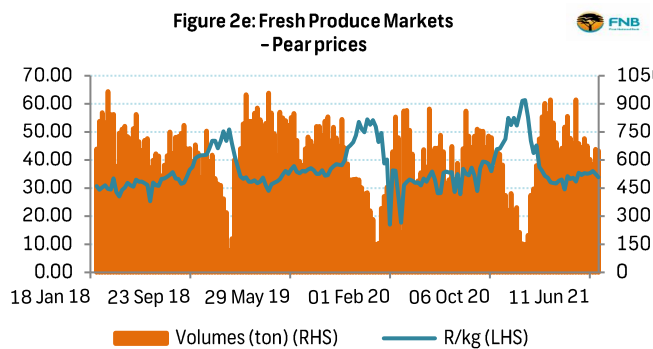


Figure 2eb: Fresh Produce Markets
- Pear prices

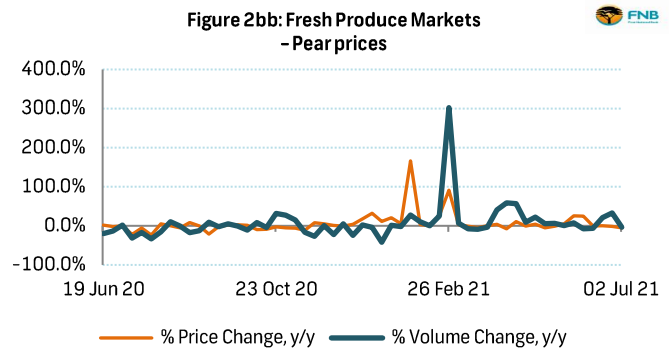


Figure 2d: Fresh Produce Markets
- Grapes prices

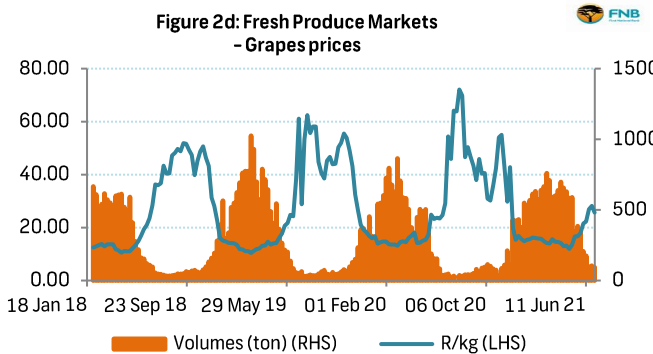
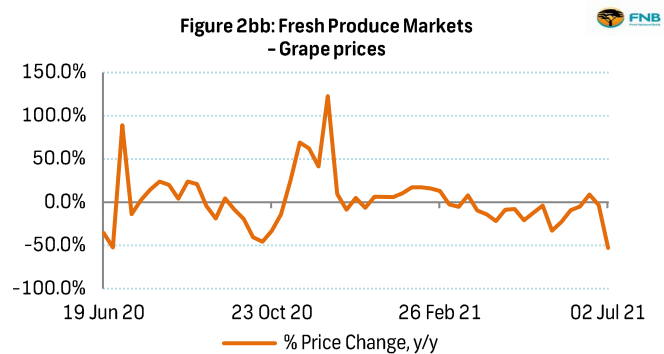


Figure 2bb: Fresh Produce Markets
- Grape prices



Disclaimer:

This report may contain certain opinions, predictions and assumptions and has been compiled from a variety of sources. Accordingly, you use the information in this report ("this information") at your own risk and should not rely on it as a substitute for obtaining any specific professional advice you require. Accordingly, First National Bank, a division of FirstRand Bank Limited ("FNB") provides no warranties or undertakings of any kind, whether express, implied or otherwise, concerning this information, its accuracy and/or reliability. Neither FNB nor its holding company, subsidiaries or other group companies will be liable to you for any claims, demands, expenses, losses or damages, of whatsoever nature, which you may suffer or incur by using this information.

To find out more or to speak to one of our **agricultural specialists**, please contact us.

Name	City	Cell	Email
Grewar, Oosthuizen	Eastern Cape - Port Elizabeth	071 607 6850	grewar.oosthuizen@fnb.co.za
Edmund, De Beer	Eastern Cape - Port Elizabeth	084 656 5634	edebeer1@fnb.co.za
Fred, Terblanche	Eastern Cape - Graaff Reinet	064 500 5880	frederik.terblanche@fnb.co.za
Martin, Louw	Free State - Theunissen	082 784 8880	mlouw1@fnb.co.za
Chris, Bekker	Free State - Bloemfontein	082 560 1894	cbekker@fnb.co.za
Leon, Bergman	Free State - Bethlehem	083 387 7977	leon.bergman@fnb.co.za
Krohn, Jo-Ann	Free State - Bloemfontein	064 542 3548	Jo-Ann.Krohn@fnb.co.za
Humphreys, Freddy	Free State - Bloemfontein	060 975 0273	freddy.humphreys@fnb.co.za
Voutsas, Philip	Gauteng - Sandton	082 820 4202	philip.voutsas@rmb.co.za
Da Silva, Kristin	Gauteng - Sandton	079 693 8268	Kristin.DaSilva@fnb.co.za
Greg, Sparrow	KwaZulu-Natal - Pietermaritzburg	071 684 8420	greg.sparrow@fnb.co.za
Sarah, van der Merwe	KwaZulu-Natal - Pietermaritzburg	082 371 1040	sarah.vandermerwe@fnb.co.za
Bertram, July	KwaZulu-Natal - Pietermaritzburg	061 518 7165	bertram.july@fnb.co.za
Strydom, Marc	KwaZulu-Natal - Pietermaritzburg	082 497 4781	mstrydom@fnb.co.za
De Klerk, Arno	Limpopo - Polokwane	082 538 5970	arno.deklerk@fnb.co.za
Moseki, Papi	Limpopo - Polokwane	071 136 4090	papi.moseki@fnb.co.za
Theo, Verwey	Mpumalanga - Emalahleni	082 419 6086	tverwey@fnb.co.za
Gao, Ngakantsi	Mpumalanga - Emalahleni	072 471 6040	gaopalelwe.ngakantsi@fnb.co.za
Du Plessis, Hanro	Mpumalanga - Emalahleni	082 895 1762	hanro.duplessis@fnb.co.za
Pedrie, Van der Merwe	Northern Cape - Kimberley	071 351 3439	pedrie.vandermerwe@fnb.co.za
Johan, De Klerk	North West - Brits	082 776 3477	jdeklerk2@fnb.co.za
Johan, Beukes	Western Cape - Stellenbosch	082 372 4656	johan.beukes@fnb.co.za
Michelle, Swarts	Western Cape - Willowbridge	072 020 5181	michelle.Swarts@fnb.co.za
Andries, Van Zyl	Western Cape - Willowbridge	073 280 8703	andries.vanzyl@fnb.co.za

Disclaimer:

This report may contain certain opinions, predictions and assumptions and has been compiled from a variety of sources. Accordingly, you use the information in this report ("this information") at your own risk and should not rely on it as a substitute for obtaining any specific professional advice you require. Accordingly, First National Bank, a division of FirstRand Bank Limited ("FNB") provides no warranties or undertakings of any kind, whether express, implied or otherwise, concerning this information, its accuracy and/or reliability. Neither FNB nor its holding company, subsidiaries or other group companies will be liable to you for any claims, demands, expenses, losses or damages, of whatsoever nature, which you may suffer or incur by using this information.