



FNB
First National Bank

- Figure A1: Weekly volume growth in the vegetable complex**

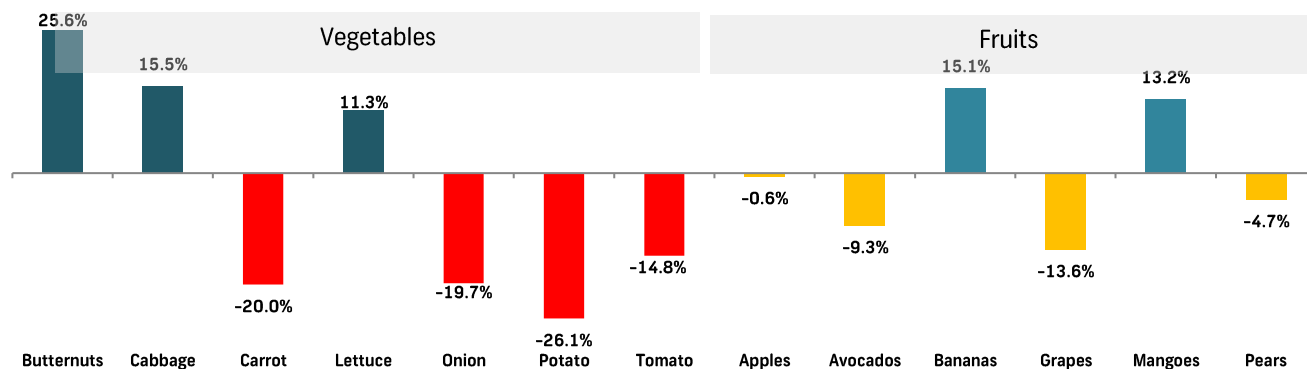
This line chart displays the weekly percentage growth of various vegetables from September 17, 2021, to November 26, 2021. The y-axis ranges from -50.0% to 70.0% in 20.0% increments. The x-axis shows dates at weekly intervals. The vegetables tracked are Cabbage, Carrots, Onions, Potatoes, Tomatoes, Butternuts, and Lettuce. Cabbage shows a significant peak in growth around October 8th, reaching approximately 55%. Butternuts also shows a sharp peak around October 29th, reaching nearly 60%. Other vegetables show more fluctuating growth patterns, generally staying between -10% and 30%.

Figure A2: Weekly volume growth in the fruit complex

This line chart displays the weekly percentage growth of various fruits from September 17, 2021, to November 26, 2021. The y-axis ranges from -50.0% to 90.0% in 20.0% increments. The x-axis shows dates at weekly intervals. The fruits tracked are APPLES, Avocados, Bananas, Grapes, Mangoes, and PEARS. APPLES and Mangoes show the most significant growth, both peaking around November 26th at approximately 80%. Grapes also show a strong upward trend, peaking at about 70% in late November. Other fruits like Avocados and Bananas show more moderate growth, generally staying between -10% and 30%.

Source: FNB AgriCommodities

Figure A3: Changes in average monthly fruit and vegetable prices on South Africa's major Fresh Produce Markets (% Δ y/y)
Avg for NOV to week ending 26 NOVEMBER 2021



Source: Own calculations from FNB AgriComms.

Table 1: Vegetable prices – South Africa's Major Fresh Produce Markets – (Average Pretoria, Bloemfontein, Johannesburg, Cape Town, and Durban)

Week ending 26 NOVEMBER 2021	Average Price (R/Kg)	Price change w/w	Price change y/y	Total Volume (t)	Volume change w/w	Volume Change y/y
Butternuts**	3.44	-9.0%	8.4%	2035	40.3%	-11.6%
Cabbage	2.81	0.1%	19.5%	1,189	10.2%	-29.7%
Carrot	2.44	-3.2%	-16.2%	2,528	13.3%	6.6%
Lettuce**	8.75	38.5%	5.2%	400	3.5%	1.2%
Onion	3.11	0.3%	-18.1%	6,465	26.3%	0.5%
Potato	4.13	32.0%	-18.8%	7,825	-6.0%	-53.7%
Tomato	5.58	24.8%	-18.9%	4,804	-13.6%	2.0%

Source: FNB AgriComms, ** including all other markets

Figure B1: Fresh Produce Markets – Vegetable prices

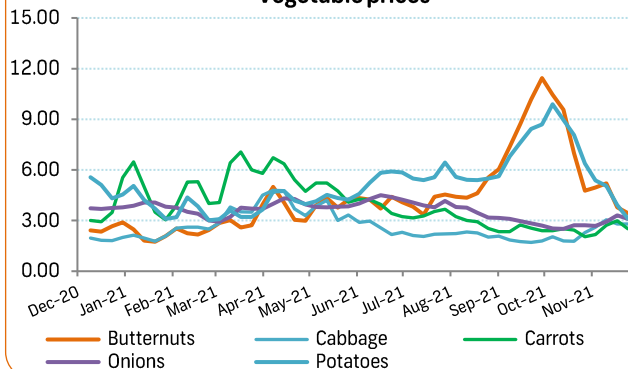
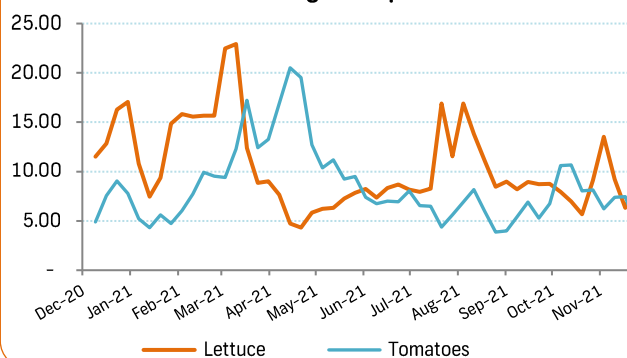


Figure B2: Fresh Produce Markets – Vegetable prices



Source: FNB AgriComms

Table 2: Fruit prices – South Africa's Major Fresh Produce Markets – (Average Major Markets: Pretoria, Bloemfontein, Johannesburg, Cape Town, and Durban, & other markets)

Week ending 26 NOVEMBER 2021	Average Price (R/Kg)	Price change w/w	Price change y/y	Total Volume (t)	Volume change w/w	Volume Change y/y
Apples	9.26	6.5%	5.3%	2,038	-10.8%	8.4%
Avocados	21.55	-10.7%	-25.2%	295	12.1%	29.3%
Bananas	8.74	-3.2%	33.8%	3,209	1.1%	-2.0%
Grapes	26.93	-16.0%	-9.5%	279	37.4%	32.2%
Mangoes	19.26	1.5%	5.4%	140	77.3%	-36.2%
Pears	48.45	-5.4%	-7.6%	538	3.0%	27.5%

Source: FNB AgriComms

Figure B3: Fresh Produce Markets – Fruit prices

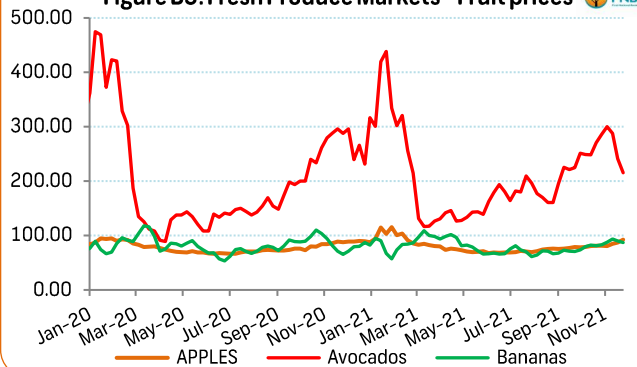
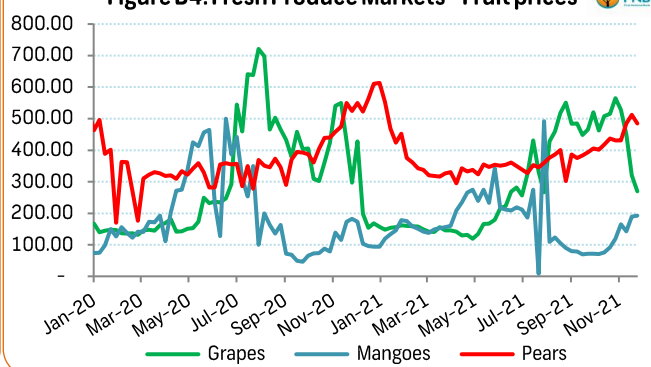


Figure B4: Fresh Produce Markets – Fruit prices



Source: FNB AgriComms

Vegetable trends on 5 Major Fresh Produce Markets in SA (Figures 1a to 1e)

(Average 5 major markets – Pretoria, Bloemfontein, Johannesburg, Cape Town, and Durban)

**Note: The last six data points are preliminary for all vegetable prices and quantity graphs.*

Figure 1a: Fresh Produce Markets – Tomato prices

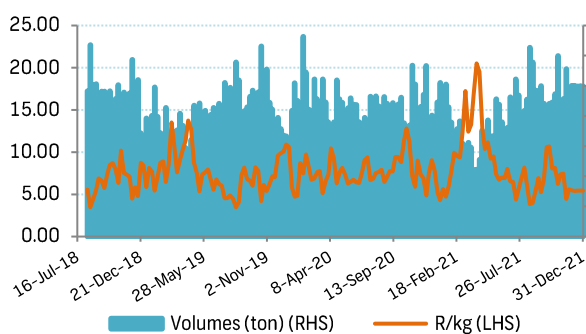
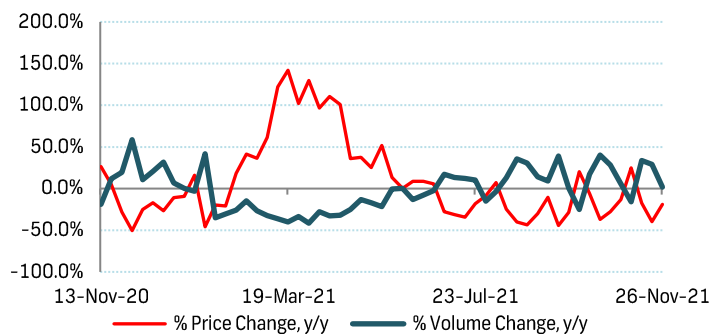


Figure 1aa: Fresh Produce Markets – Tomato prices



Source: FNB AgriComms

Figure 1b: Fresh Produce Markets – Potato prices

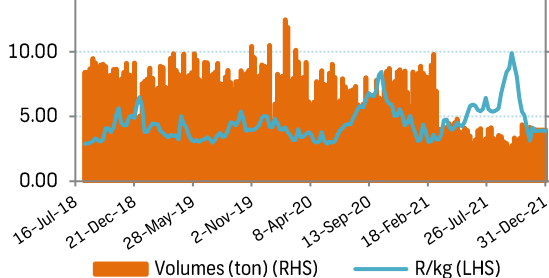


Figure 1ba: Fresh Produce Markets – Potato prices

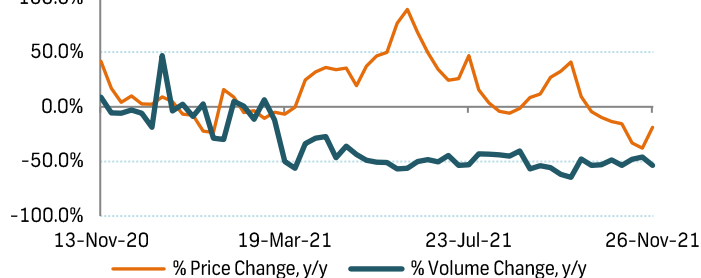


Figure 1c: Fresh Produce Markets – Onion prices

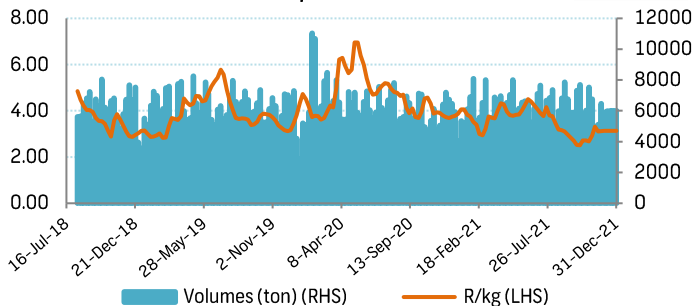
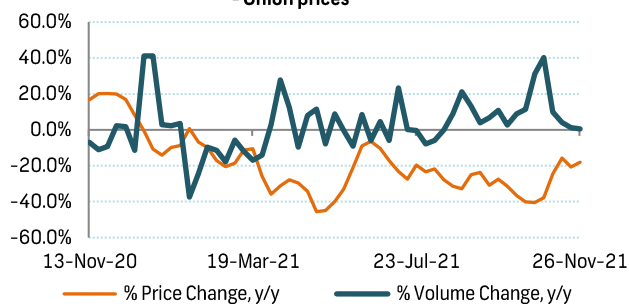
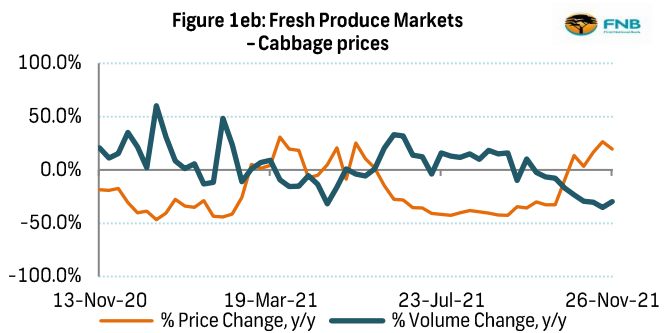
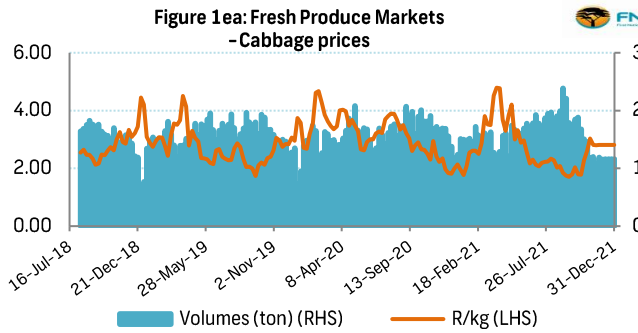
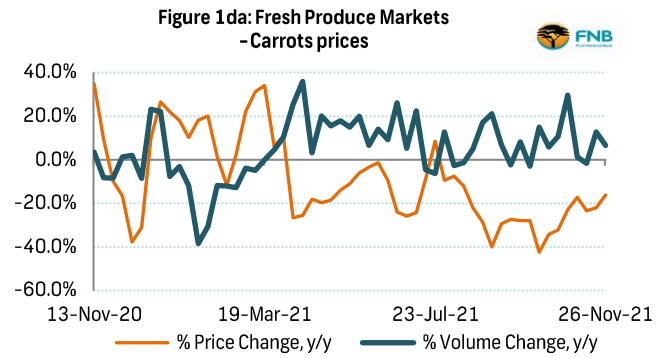
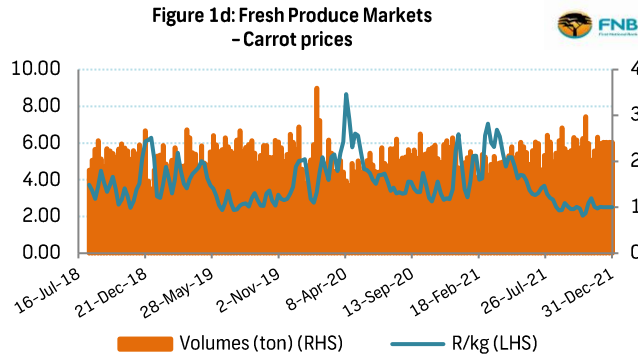
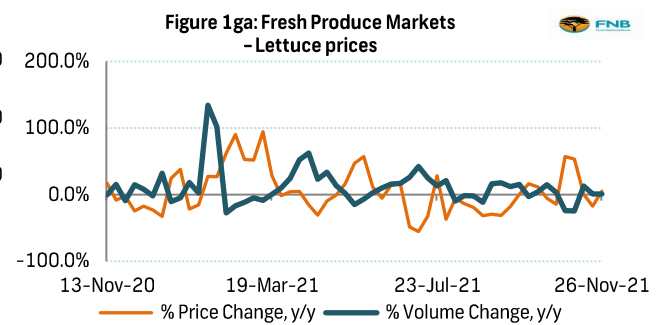
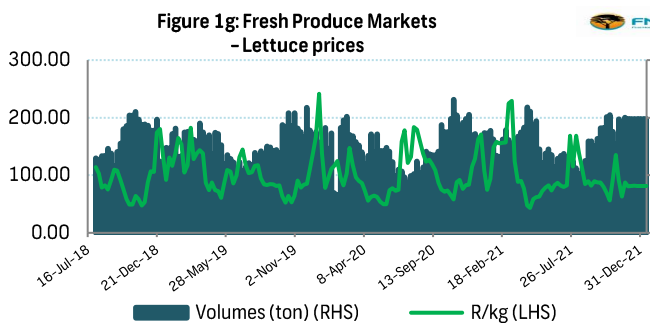
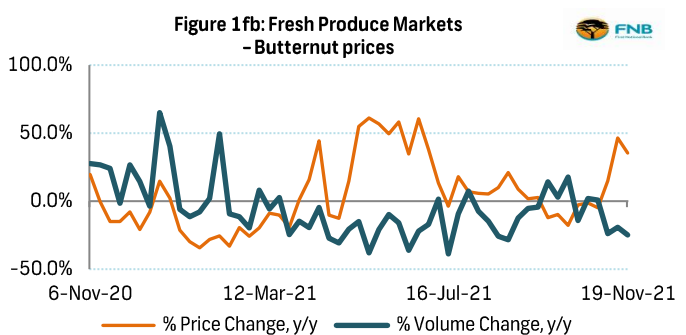
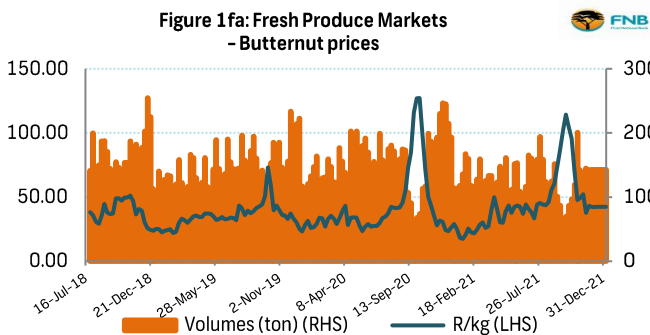


Figure 1ca: Fresh Produce Markets – Onion prices





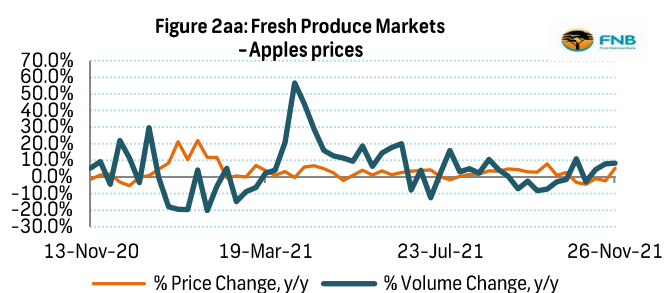
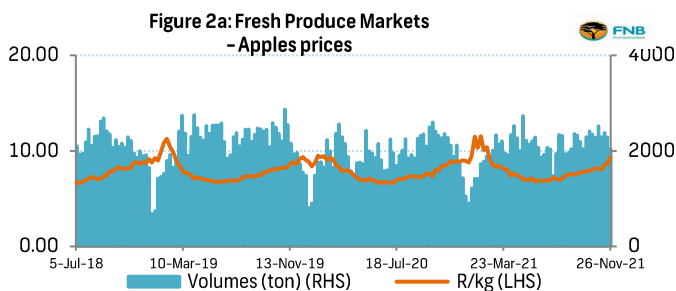
Source: FNB AgriComms



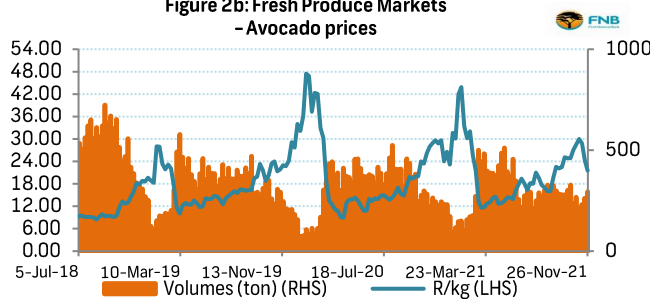
Source: FNB AgriComms

Fruit trends on Major Fresh Produce Markets in SA (figures 2a to 2f)

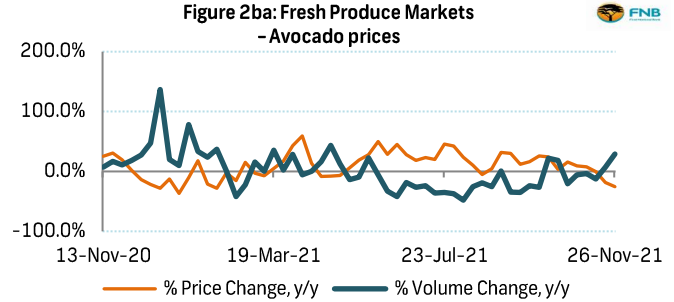
(Average 5 major markets – Pretoria, Bloemfontein, Johannesburg, Cape Town, and Durban)



**Figure 2b: Fresh Produce Markets
- Avocado prices**

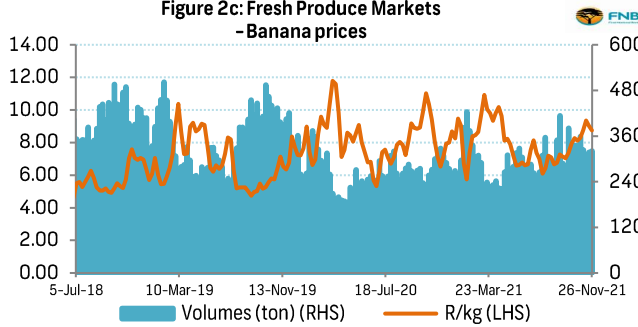


**Figure 2ba: Fresh Produce Markets
- Avocado prices**

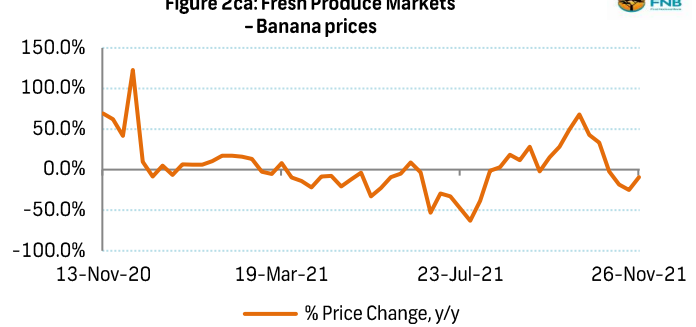


Source: FNB AgriComms

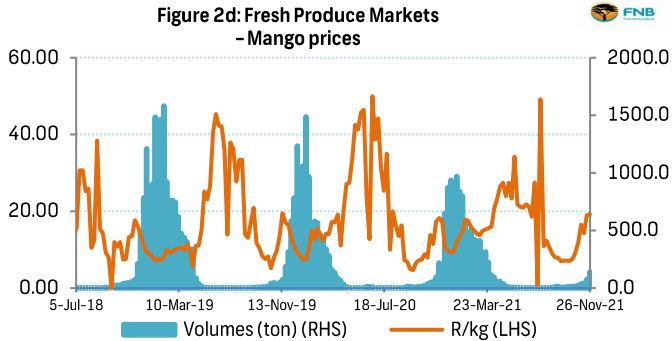
**Figure 2c: Fresh Produce Markets
- Banana prices**



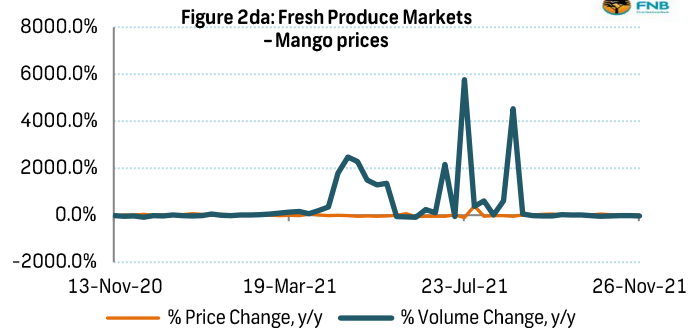
**Figure 2ca: Fresh Produce Markets
- Banana prices**



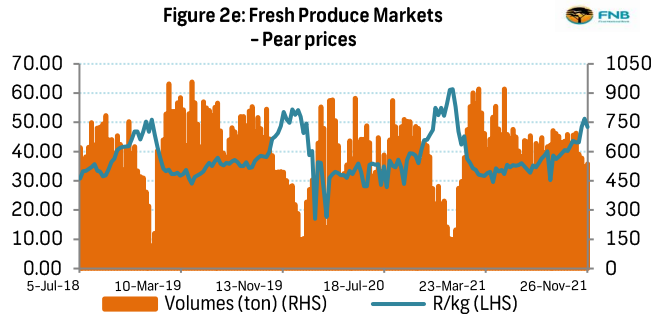
**Figure 2d: Fresh Produce Markets
- Mango prices**



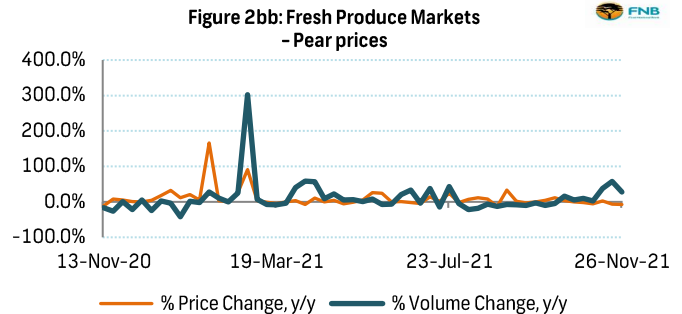
**Figure 2da: Fresh Produce Markets
- Mango prices**



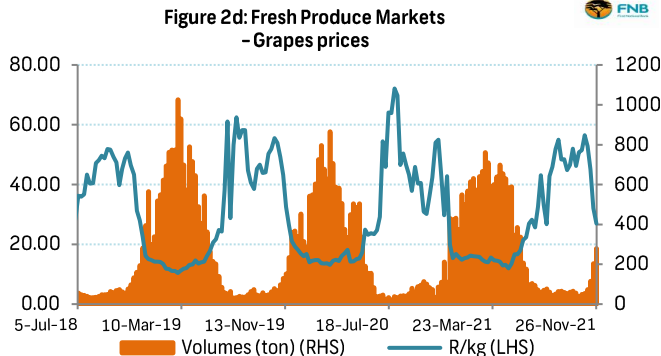
**Figure 2e: Fresh Produce Markets
- Pear prices**



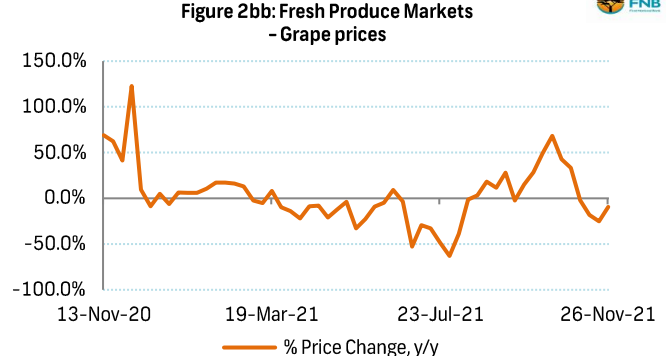
**Figure 2bb: Fresh Produce Markets
- Pear prices**



**Figure 2d: Fresh Produce Markets
- Grapes prices**



**Figure 2bb: Fresh Produce Markets
- Grape prices**



Source: FNB AgriComms.

Disclaimer:

This report may contain certain opinions, predictions and assumptions and has been compiled from a variety of sources. Accordingly, you use the information in this report ("this information") at your own risk and should not rely on it as a substitute for obtaining any specific professional advice you require. Accordingly, First National Bank, a division of FirstRand Bank Limited ("FNB") provides no warranties or undertakings of any kind, whether express, implied or otherwise, concerning this information, its accuracy and/or reliability. Neither FNB nor its holding company, subsidiaries or other group companies will be liable to you for any claims, demands, expenses, losses or damages, of whatsoever nature, which you may suffer or incur by using this information.

To find out more or to speak to one of our **agricultural specialists**, please contact us.

Name	City	Cell	Email
Grewar, Oosthuizen	Eastern Cape - Port Elizabeth	071 607 6850	grewar.oosthuizen@fnb.co.za
Edmund, De Beer	Eastern Cape - Port Elizabeth	084 656 5634	edebeer1@fnb.co.za
Fred, Terblanche	Eastern Cape - Graaff Reinet	064 500 5880	frederik.terblanche@fnb.co.za
Martin, Louw	Free State - Theunissen	082 784 8880	mlouw1@fnb.co.za
Chris, Bekker	Free State - Bloemfontein	082 560 1894	cbekker@fnb.co.za
Leon, Bergman	Free State - Bethlehem	083 387 7977	leon.bergman@fnb.co.za
Krohn, Jo-Ann	Free State - Bloemfontein	064 542 3548	Jo-Ann.Krohn@fnb.co.za
Humphreys, Freddy	Free State - Bloemfontein	060 975 0273	freddy.humphreys@fnb.co.za
Voutsas, Philip	Gauteng - Sandton	082 820 4202	philip.voutsas@rmb.co.za
Da Silva, Kristin	Gauteng - Sandton	079 693 8268	Kristin.DaSilva@fnb.co.za
Greg, Sparrow	KwaZulu-Natal - Pietermaritzburg	071 684 8420	greg.sparrow@fnb.co.za
Sarah, Collins	KwaZulu-Natal - Pietermaritzburg	082 371 1040	sarah.collins@fnb.co.za
Bertram, July	KwaZulu-Natal - Pietermaritzburg	061 518 7165	bertram.july@fnb.co.za
Strydom, Marc	KwaZulu-Natal - Pietermaritzburg	082 497 4781	mstrydom@fnb.co.za
De Klerk, Arno	Limpopo - Polokwane	082 538 5970	arno.deklerk@fnb.co.za
Moseki, Papi	Limpopo - Polokwane	071 136 4090	papi.moseki@fnb.co.za
Theo, Verwey	Mpumalanga - Emalahleni	082 419 6086	tverwey@fnb.co.za
Gao, Ngakantsi	Mpumalanga - Emalahleni	072 471 6040	gaopalelwe.ngakantsi@fnb.co.za
Du Plessis, Hanro	Mpumalanga - Emalahleni	082 895 1762	hanro.duplessis@fnb.co.za
Pedrie, Van der Merwe	Northern Cape - Kimberley	071 351 3439	pedrie.vandermerwe@fnb.co.za
Johan, De Klerk	North West - Brits	082 776 3477	jdeklerk2@fnb.co.za
Johan, Beukes	Western Cape - Stellenbosch	082 372 4656	johan.beukes@fnb.co.za
Michelle, Swarts	Western Cape - Willowbridge	072 020 5181	michelle.Swarts@fnb.co.za
Andries, Van Zyl	Western Cape - Willowbridge	073 280 8703	andries.vanzyl@fnb.co.za

Disclaimer:

This report may contain certain opinions, predictions and assumptions and has been compiled from a variety of sources. Accordingly, you use the information in this report ("this information") at your own risk and should not rely on it as a substitute for obtaining any specific professional advice you require. Accordingly, First National Bank, a division of FirstRand Bank Limited ("FNB") provides no warranties or undertakings of any kind, whether express, implied or otherwise, concerning this information, its accuracy and/or reliability. Neither FNB nor its holding company, subsidiaries or other group companies will be liable to you for any claims, demands, expenses, losses or damages, of whatsoever nature, which you may suffer or incur by using this information.