



Weekly update – Fruit and Vegetable Markets

- Our analysis of prices on South Africa's major fresh produce markets shows some weakness across most fruit and vegetable commodities during January 2022 largely due to the softer post-holiday demand. The December 2021 to January 2022 period was characterised by heavy rains and flooding conditions that impacted negatively on the quality of the produce as well washing away of crops in some instances.
- In the fruit markets, the average monthly prices were down across most commodities under review except for apples and mangoes that rose by 8.6% and 24% respectively month-on-month (m/m) with apples still up 1.6% year-on-year (y/y) while mangoes were 2.2% below the 2021 levels. The monthly prices for avocados, bananas, grapes, and pears fell by 31.7%, 5.5%, 69.1%, and 12.5% respectively m/m in January 2022. In comparison to the previous year, the January prices for avocados, bananas, pears, and orange prices were down by 5.1%, 0.4%, 8.4%, and 6.6% respectively y/y (see figure A1a).
- This signals a potential moderation in the fruit inflation outcomes for January 2022 following a decrease of 1.2% y/y in December 2021.
- We observed a similar trend in the vegetable market with monthly prices falling sharply across most commodities under review led by lettuce which fell by 39% m/m followed by butternuts, carrots, potatoes, cabbages, and tomatoes with sharp decreases of 26.1%, 25.5%, 15.8%, 14.1%, and 1.3% respectively m/m. Onions remained the exception and jumped 8.3% m/m and were 3.8% higher y/y. The prices of big-ticket items such as tomatoes and butternuts however saw a sharp increase of 120% and 59% respectively y/y (see figure A1a)
- The lead up to the January month end however saw a rebound in prices of most commodities underpinned by tight supplies following inclement weather. Tomatoes were the biggest gainers with the average weekly prices for the week ended 28 January 2022 surging by almost 17% week-on-week (w/w) and 113% y/y at R12.83/kg. They were followed closely by carrot, cabbage, and potatoes with weekly increases of 12.5%, 10.0%, and 6.5% respectively w/w.

Figure A1a: Changes in average monthly fruit and vegetable prices on South Africa's major Fresh Produce Markets (%▲y/y) Avg for JANUARY 2022

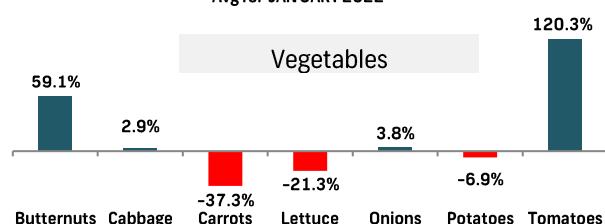
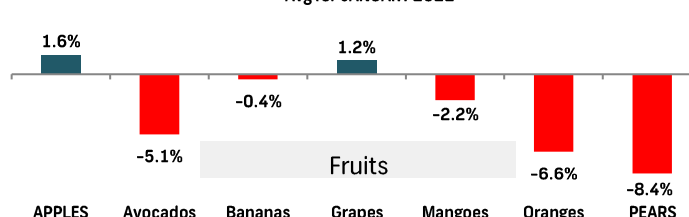
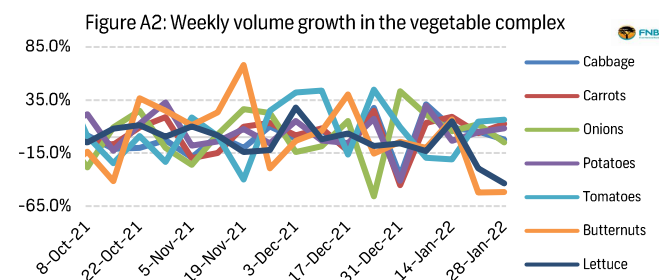


Figure A1a: Changes in average monthly fruit and vegetable prices on South Africa's major Fresh Produce Markets (%▲y/y) Avg for JANUARY 2022



- The generally softer average monthly producer prices for vegetable indicate a benign inflation outcome for January in the next Statistics South Africa update due for release later in February 2022.
- The near-term price outlook indicates a potential upside for prices across most categories due to the limited availability. However, the medium to long term production remains favourable with adequate water for both dryland and irrigated crops.



Source: FNB AgriCommodities

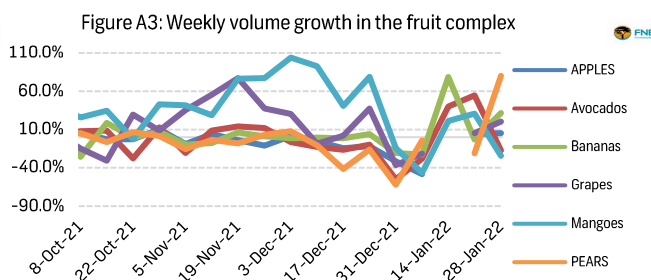
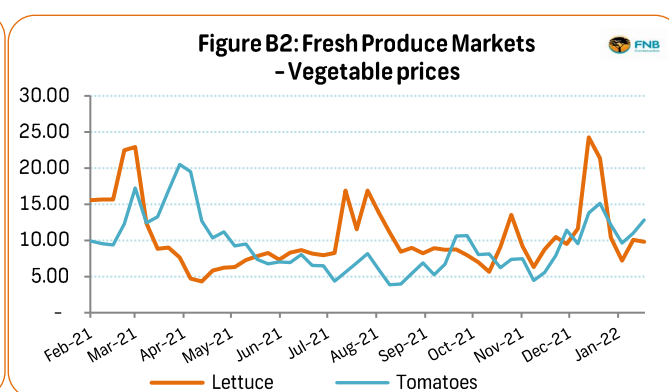
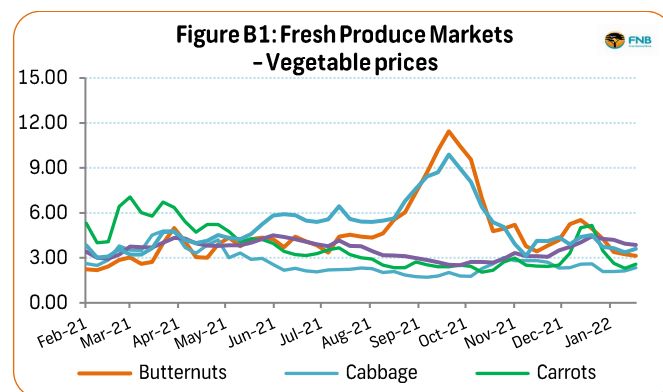


Table 1: Vegetable prices – South Africa's Major Fresh Produce Markets – (Average Pretoria, Bloemfontein, Johannesburg, Cape Town, and Durban)

Week ending 28 JAN 2022	Average Price (R/Kg)	Price change w/w	Price change y/y	Total Volume (t)	Volume change w/w	Volume Change y/y
Butternuts**	3.14	-2.7%	50.8%	1523	32.7%	-8.8%
Cabbage	2.34	10.0%	-8.1%	1,303	-2.2%	-13.9%
Carrot	2.58	12.5%	-33.9%	2,611	12.6%	17.9%
Lettuce**	9.82	-2.5%	-33.9%	393	13.3%	20.7%
Onion	3.86	-2.1%	2.5%	6,542	12.4%	-5.3%
Potato	3.60	6.5%	12.7%	8,067	8.3%	-54.7%
Tomato	12.83	16.5%	112.8%	2,587	-3.5%	-39.8%

Source: FNB AgriComms ** including all other markets



Source: FNB AgriComms

Table 2: Fruit prices – South Africa's Major Fresh Produce Markets – (Average Major Markets: Pretoria, Bloemfontein, Johannesburg, Cape Town, and Durban, & other markets)

Week ending 28 JAN 2022	Average Price (R/Kg)	Price change w/w	Price change y/y	Total Volume (t)	Volume change w/w	Volume Change y/y
Apples	11.02	5.2%	-4.5%	1,766	5.2%	2.1%
Avocados	28.23	-26.3%	-15.6%	105	-17.4%	0.7%
Bananas	6.97	-18.5%	21.4%	4,497	31.5%	6.2%
Grapes	14.48	-4.1%	-10.9%	720	20.3%	17.2%
Mangoes	15.34	23.0%	-14.0%	760	-24.3%	33.5%
Pears	38.22	-27.2%	-15.5%	700	79.9%	22.8%

Source: FNB AgriComms

Figure B3: Fresh Produce Markets – Fruit prices

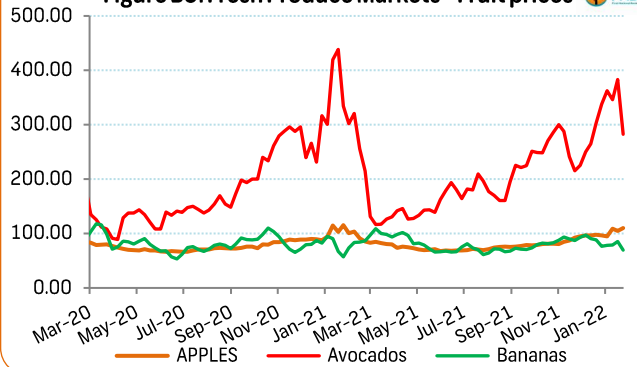
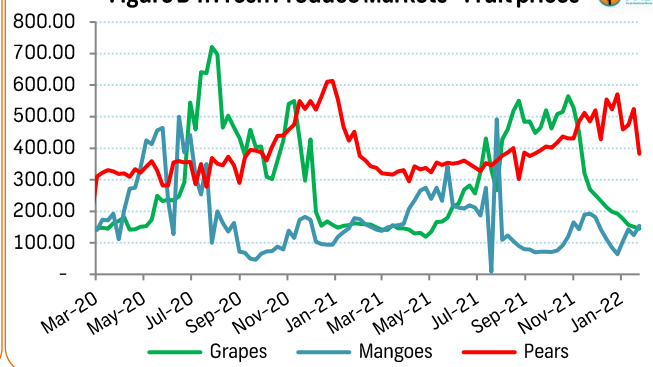


Figure B4: Fresh Produce Markets – Fruit prices



Source: FNB AgriComms

Vegetable trends on 5 Major Fresh Produce Markets in SA (Figures 1a to 1e)

(Average 5 major markets – Pretoria, Bloemfontein, Johannesburg, Cape Town, and Durban)

**Note: The last six data points are preliminary for all vegetable prices and quantity graphs.*

Figure 1a: Fresh Produce Markets – Tomato prices

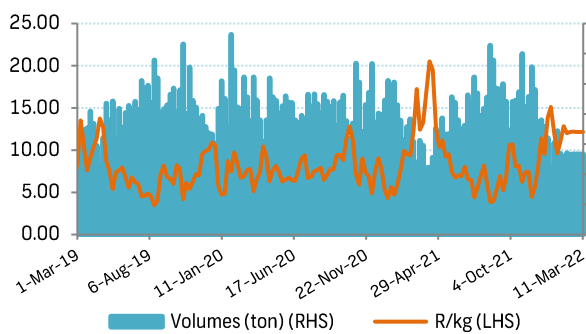
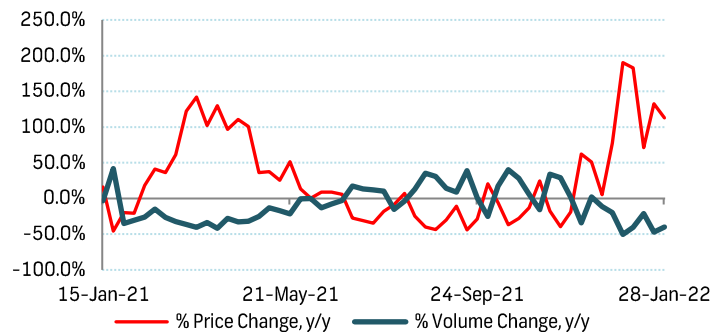


Figure 1aa: Fresh Produce Markets – Tomato prices



Source: FNB AgriComms

Figure 1b: Fresh Produce Markets – Potato prices

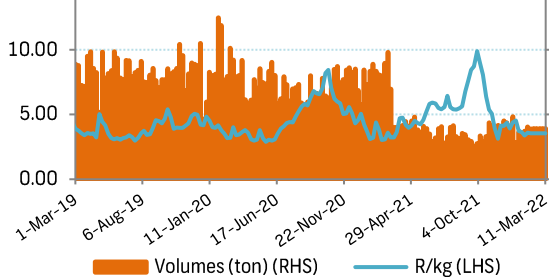


Figure 1ba: Fresh Produce Markets – Potato prices

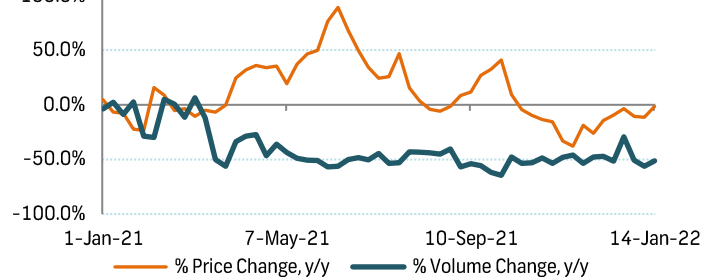


Figure 1c: Fresh Produce Markets – Onion prices

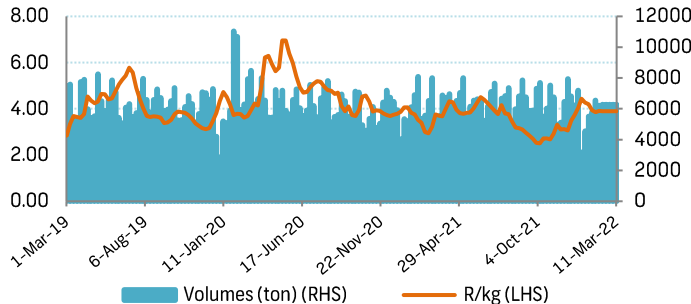
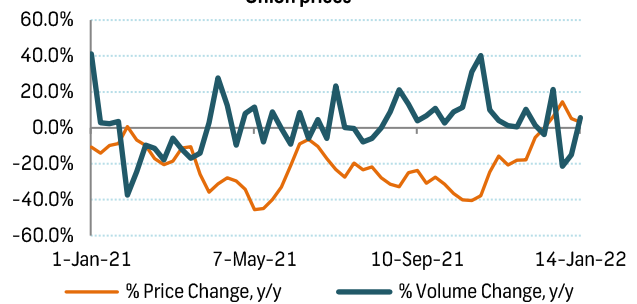
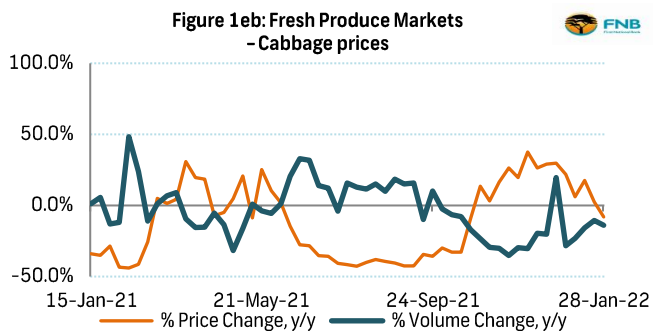
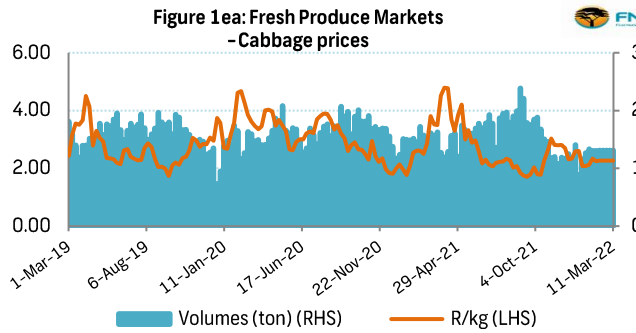
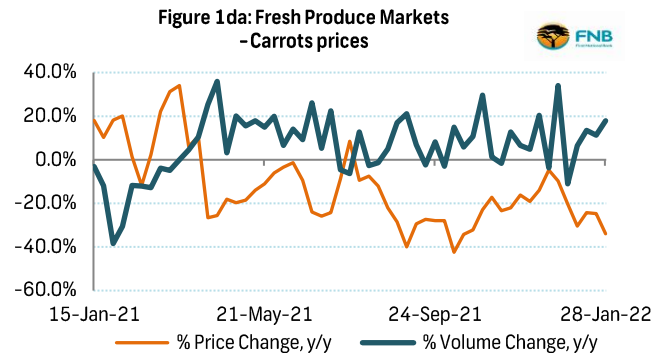
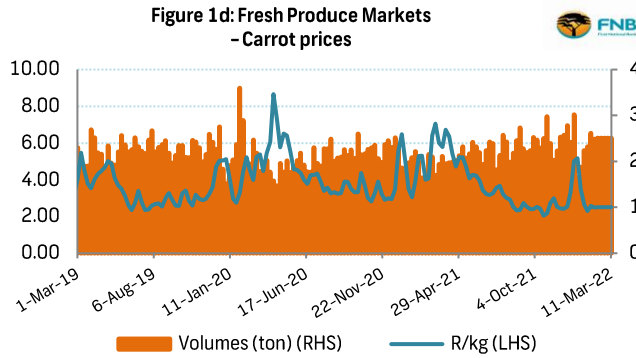
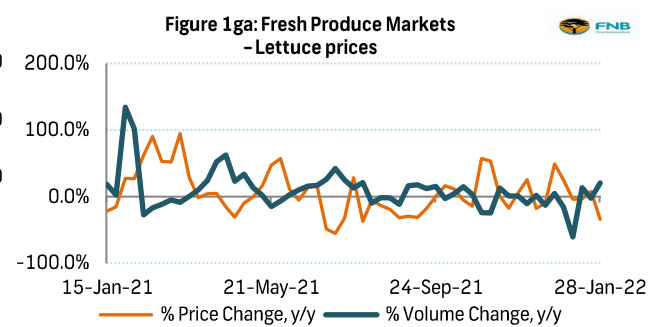
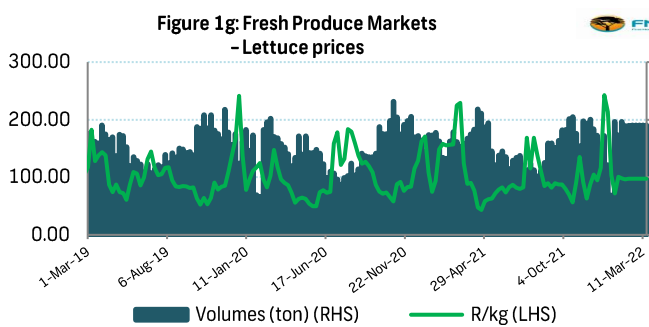
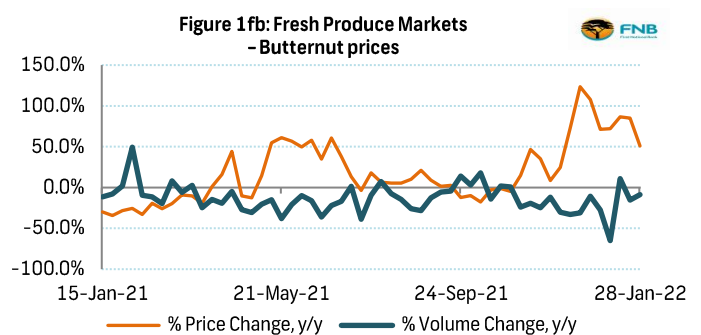
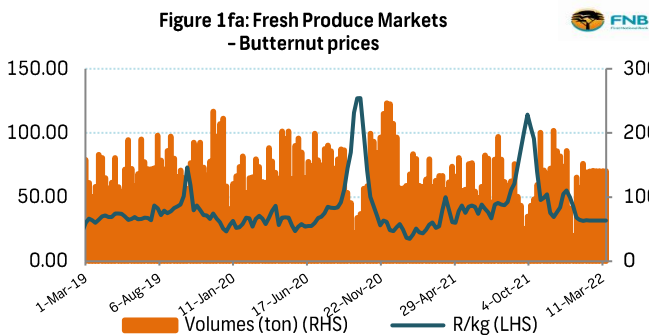


Figure 1ca: Fresh Produce Markets – Onion prices





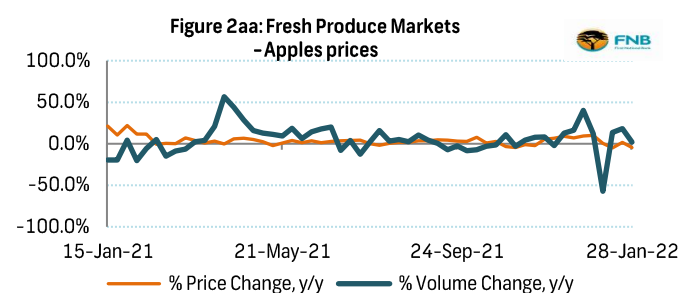
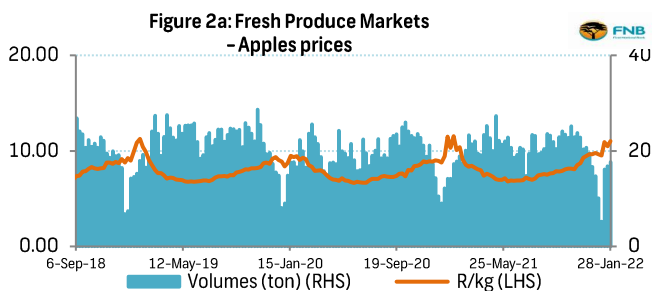
Source: FNB AgriComms



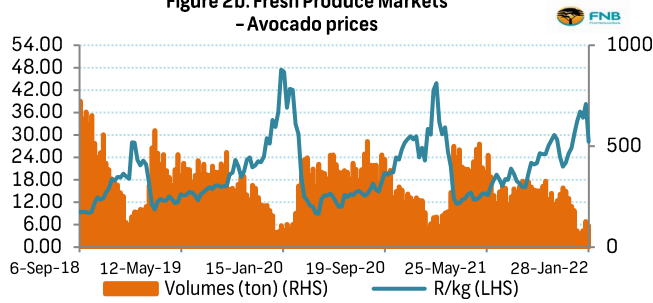
Source: FNB AgriComms

Fruit trends on Major Fresh Produce Markets in SA (figures 2a to 2f)

(Average 5 major markets - Pretoria, Bloemfontein, Johannesburg, Cape Town, and Durban)

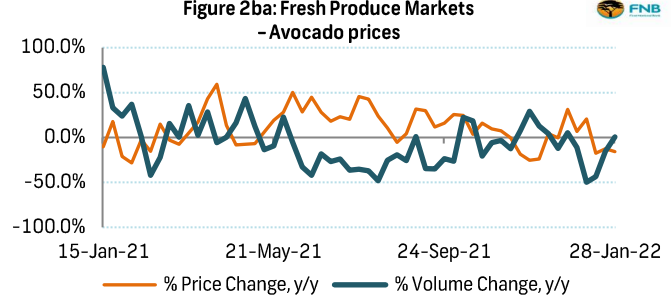


**Figure 2b: Fresh Produce Markets
- Avocado prices**

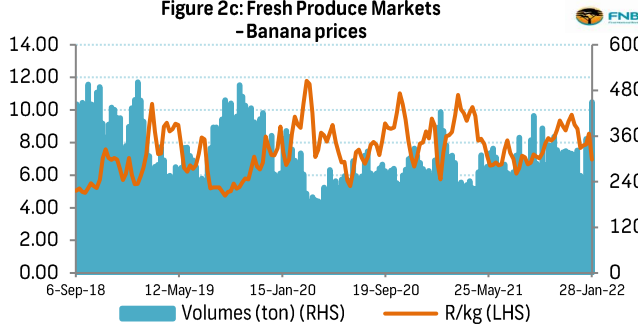


Source: FNB AgriComms

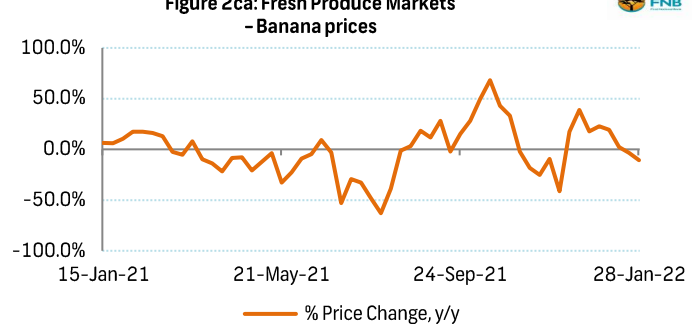
**Figure 2ba: Fresh Produce Markets
- Avocado prices**



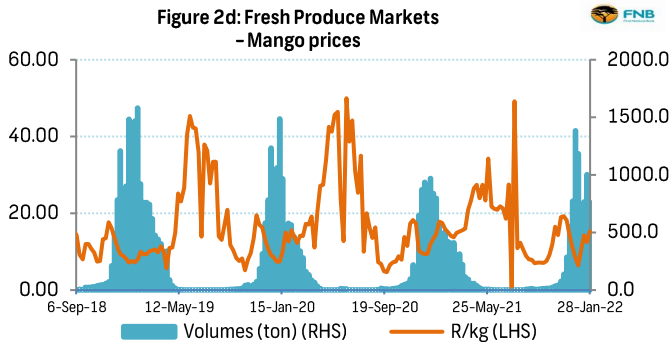
**Figure 2c: Fresh Produce Markets
- Banana prices**



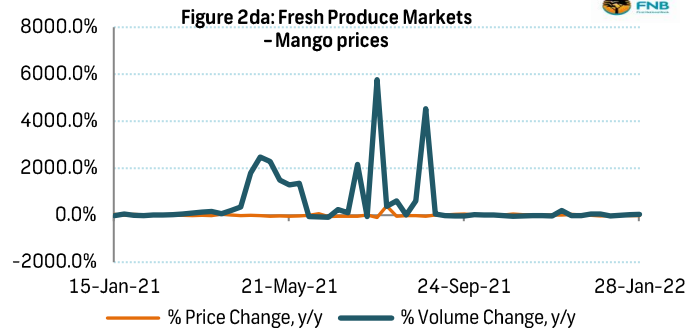
**Figure 2ca: Fresh Produce Markets
- Banana prices**



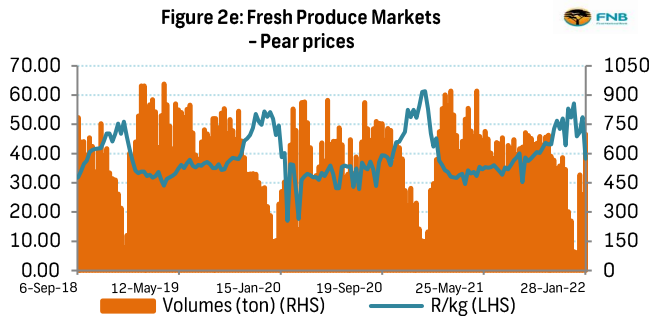
**Figure 2d: Fresh Produce Markets
- Mango prices**



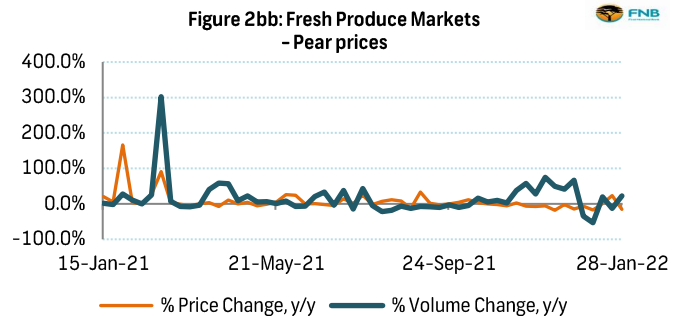
**Figure 2da: Fresh Produce Markets
- Mango prices**



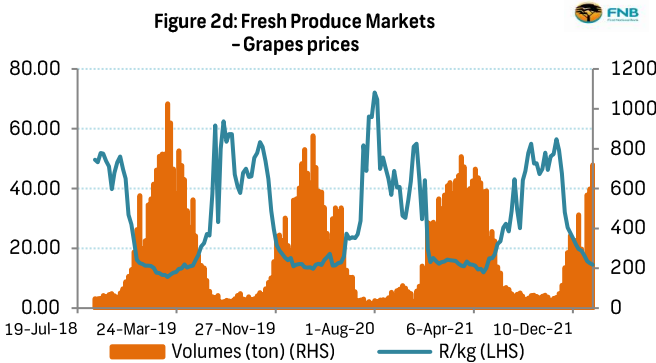
**Figure 2e: Fresh Produce Markets
- Pear prices**



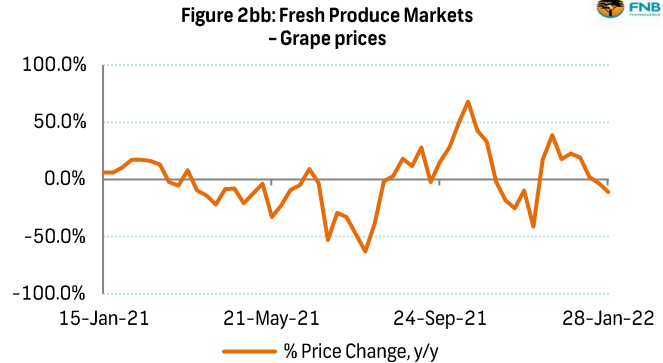
**Figure 2bb: Fresh Produce Markets
- Pear prices**



**Figure 2d: Fresh Produce Markets
- Grapes prices**



**Figure 2bb: Fresh Produce Markets
- Grape prices**



Source: FNB AgriComms.

To find out more or to speak to one of our **agricultural specialists**, please contact us.

Name	City	Cell	Email
Grewar, Oosthuizen	Eastern Cape - Port Elizabeth	071 607 6850	grewar.oosthuizen@fnb.co.za
Edmund, De Beer	Eastern Cape - Port Elizabeth	084 656 5634	edebeer1@fnb.co.za
Fred, Terblanche	Eastern Cape - Graaff Reinet	064 500 5880	frederik.terblanche@fnb.co.za
Martin, Louw	Free State - Theunissen	082 784 8880	mlouw1@fnb.co.za
Chris, Bekker	Free State - Bloemfontein	082 560 1894	cbekker@fnb.co.za
Leon, Bergman	Free State - Bethlehem	083 387 7977	leon.bergman@fnb.co.za
Krohn, Jo-Ann	Free State - Bloemfontein	064 542 3548	Jo-Ann.Krohn@fnb.co.za
Humphreys, Freddy	Free State - Bloemfontein	060 975 0273	freddy.humphreys@fnb.co.za
Voutsas, Philip	Gauteng - Sandton	082 820 4202	philip.voutsas@rmb.co.za
Da Silva, Kristin	Gauteng - Sandton	079 693 8268	Kristin.DaSilva@fnb.co.za
Greg, Sparrow	KwaZulu-Natal - Pietermaritzburg	071 684 8420	greg.sparrow@fnb.co.za
Sarah, Collins	KwaZulu-Natal - Pietermaritzburg	082 371 1040	sarah.collins@fnb.co.za
Bertram, July	KwaZulu-Natal - Pietermaritzburg	061 518 7165	bertram.july@fnb.co.za
Strydom, Marc	KwaZulu-Natal - Pietermaritzburg	082 497 4781	mstrydom@fnb.co.za
De Klerk, Arno	Limpopo - Polokwane	082 538 5970	arno.deklerk@fnb.co.za
Moseki, Papi	Limpopo - Polokwane	071 136 4090	papi.moseki@fnb.co.za
Theo, Verwey	Mpumalanga - Emalahleni	082 419 6086	tverwey@fnb.co.za
Gao, Ngakantsi	Mpumalanga - Emalahleni	072 471 6040	gaopalelwe.ngakantsi@fnb.co.za
Du Plessis, Hanro	Mpumalanga - Emalahleni	082 895 1762	hanro.duplessis@fnb.co.za
Pedrie, Van der Merwe	Northern Cape - Kimberley	071 351 3439	pedrie.vandermerwe@fnb.co.za
Johan, De Klerk	North West - Brits	082 776 3477	jdeklerk2@fnb.co.za
Johan, Beukes	Western Cape - Stellenbosch	082 372 4656	johan.beukes@fnb.co.za
Michelle, Swarts	Western Cape - Willowbridge	072 020 5181	michelle.Swarts@fnb.co.za
Andries, Van Zyl	Western Cape - Willowbridge	073 280 8703	andries.vanzyl@fnb.co.za

Disclaimer:

This report may contain certain opinions, predictions and assumptions and has been compiled from a variety of sources. Accordingly, you use the information in this report ("this information") at your own risk and should not rely on it as a substitute for obtaining any specific professional advice you require. Accordingly, First National Bank, a division of FirstRand Bank Limited ("FNB") provides no warranties or undertakings of any kind, whether express, implied or otherwise, concerning this information, its accuracy and/or reliability. Neither FNB nor its holding company, subsidiaries or other group companies will be liable to you for any claims, demands, expenses, losses or damages, of whatsoever nature, which you may suffer or incur by using this information.